



**FALCON**

STRUCTURES

BATHROOMS AND  
LOCKER ROOMS



# TABLE OF CONTENTS

[Locker Room](#)

[Single Gender Bathroom](#)

[Dual Gender Bathroom](#)

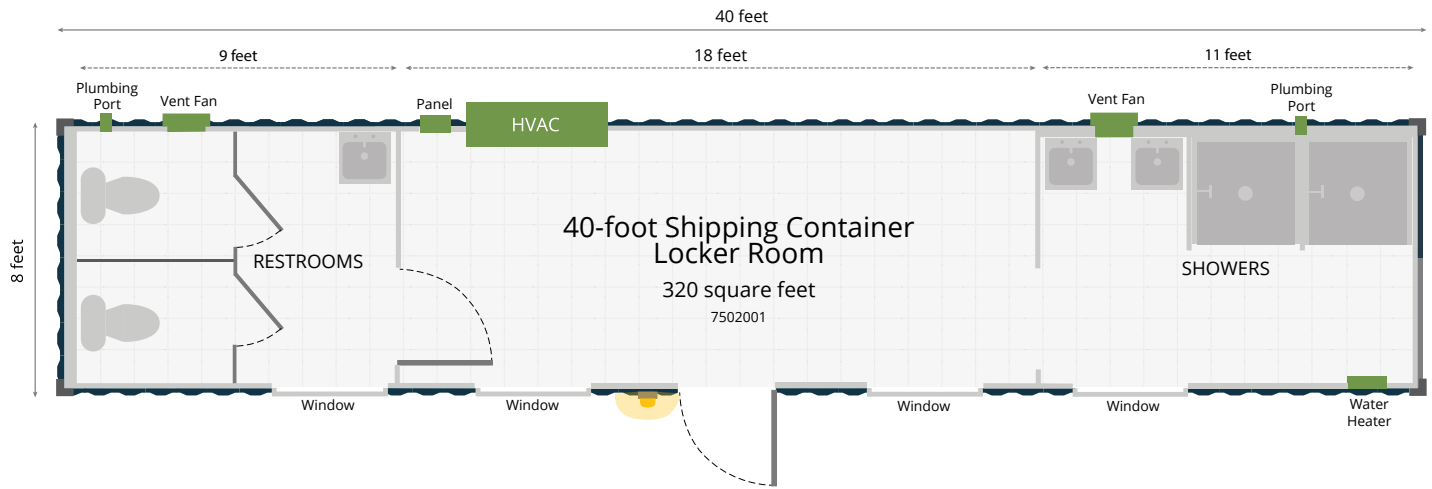
# 40-FT SHIPPING CONTAINER LOCKER ROOM

7502001



## SPECS

- Built in one 40-foot, standard one-trip (close to new) container
- Exterior Paint
- ¼-inch painted wood paneling over wood framing and batt insulation in dry areas
- Spray foam insulation in showers area
- FRP wall covering in showers area
- Four 32-inch by 14-inch privacy windows
- One 3-foot wide exterior personnel door
- One 2-foot wide interior door
- One exterior security light adjacent to the exterior personnel door
- Vinyl coin flooring throughout with rubber base on bathroom floor
- 225A capacity panel with 200A exterior disconnect
- Four standard 4-foot light fixtures, each with two 4-foot LED tubes
- One standard 2-foot light fixtures in bathroom, with 2-foot LED tubes
- Three duplex 110V outlets
- One 15K PTAC units
- Two exterior plumbing connections
- One 18w electric tankless water heater
- Two shower stalls
- Two toilets with stalls
- Two sink vanities with mirrors
- Two ventilation fans
- Two partition walls



## EXTERIOR

Width 8-feet

Length 40-feet

Height 9-feet, 6-inches

## INTERIOR RESTROOM AREA

Width 7-feet

Length 39-feet

Height 7-feet, 4-inches

## INTERIOR LOCKER AREA

Width 7-feet

Length 18-feet

Height 7-feet, 4-inches

## INTERIOR SHOWER AREA

Width 6-feet, 9-inches

Length 11-feet

Height 7-feet, 4-inches

*\*All specifications and pricing subject to change without notice.*

*\*\*Dimensions are approximate, as containers vary from manufacturer to manufacturer.*



# 20-FT SINGLE GENDER SHIPPING CONTAINER BATHROOM

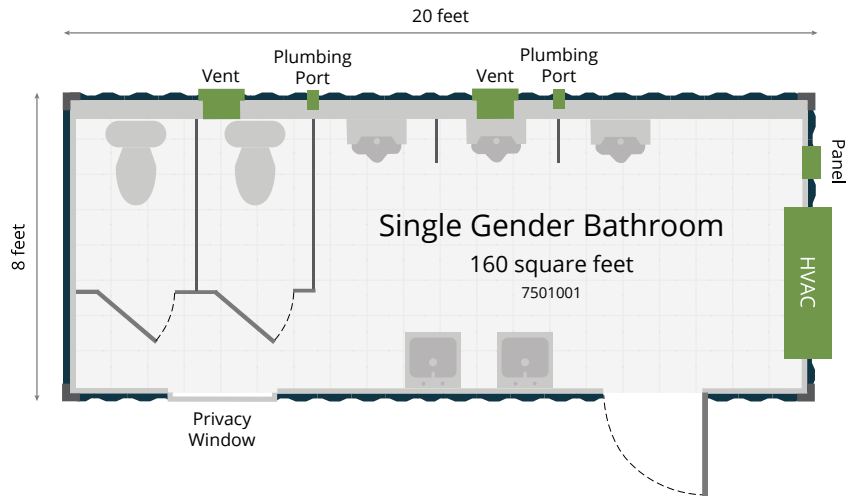
7501001



## SPECS

- Built in one high-cube 20-foot, one-trip (close to new) container
- Exterior Paint
- ¼-inch painted wood paneling over wood framing and batt insulation
- One 32-inch by 14-inch privacy window
- One 3-foot wide exterior personnel door
- One exterior security light adjacent to the exterior personnel door
- Vinyl coin flooring throughout
- 125A capacity panel with 80A exterior disconnect
- Three standard 4-foot light fixtures, each with two 4-foot LED tubes
- Two duplex 110V outlets
- One 15K PTAC unit
- Two exterior plumbing connections
- One 6.5kw electric tankless water heater
- Two toilets with stalls
- Three urinals separated by screens
- Two sink vanities with mirrors
- Two ventilation fans





## EXTERIOR

Width 8-feet

Length 19 feet, 10.5 inches

Height 9-feet, 6-inches

## INTERIOR

Width 6-feet, 9-inches

Length 19-feet

Height 7-feet, 6-inches

*\*All specifications and pricing subject to change without notice.*

*\*\*Dimensions are approximate, as containers vary from manufacturer to manufacturer.*



Want to learn more  
about modified  
shipping containers?

REQUEST A QUOTE

# FALCON

STRUCTURES

## 40-FT DUAL GENDER SHIPPING CONTAINER BATHROOM

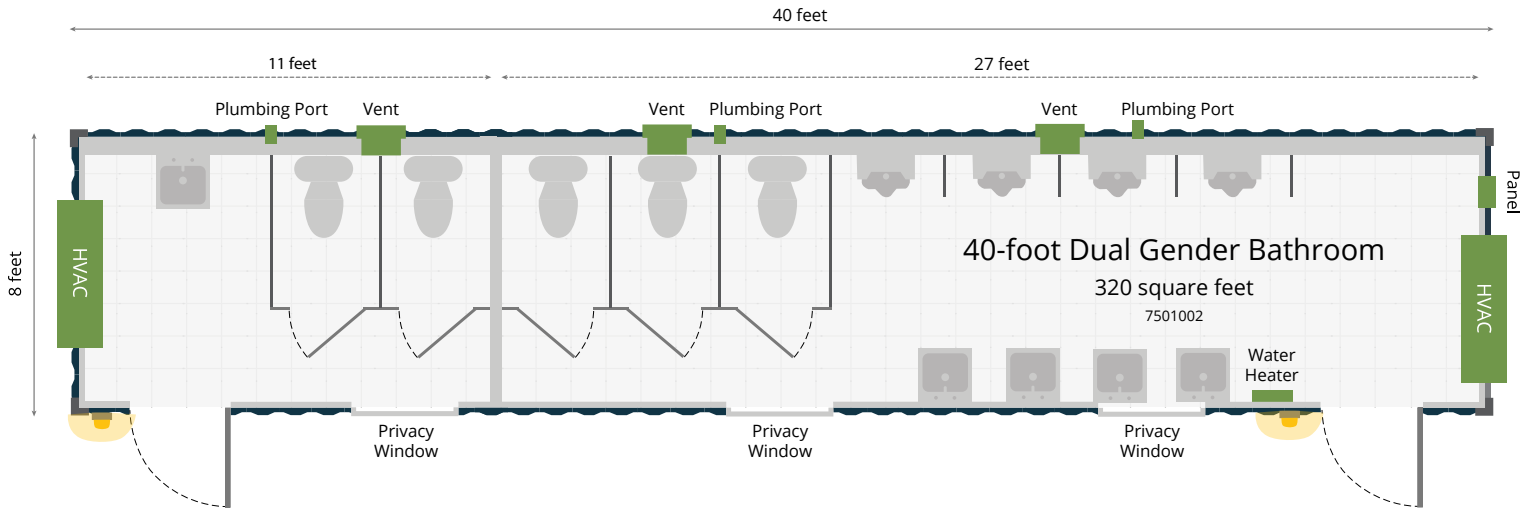
7501002



### SPECS

- Built in one high-cube 40-foot, one-trip (close to new) container
- Exterior Paint
- ¼-inch painted wood paneling over wood framing and batt insulation
- Three 32-inch by 14-inch privacy window
- Two 3-foot wide exterior personnel door
- Two exterior security light adjacent to the exterior personnel door
- Vinyl coin flooring throughout
- 200A capacity panel with 150A exterior disconnect
- Five standard 4-foot light fixtures, each with two 4-foot LED tubes
- Five duplex 110V outlets
- Two 15K PTAC unit
- Three exterior plumbing connections
- One 18kw electric tankless water heater
- Five toilets with stalls
- Four urinals separated by screens
- Five sink vanities with mirrors
- Three ventilation fans
- One partition wall





## EXTERIOR

Width 8-feet

Length 40-feet

Height 9-feet, 6-inches

*\*All specifications and pricing subject to change without notice.*

*\*\*Dimensions are approximate, as containers vary from manufacturer to manufacturer.*

Want to learn more  
about modified  
shipping containers?

REQUEST A QUOTE

## INTERIOR MEN'S SECTION

Width 6-feet, 9-inches

Length 27-feet

Height 7-feet, 6-inches

## INTERIOR WOMEN'S SECTION

Width 6-feet, 9-inches

Length 11-feet

Height 7-feet, 9-inches