



**FALCON**™

STRUCTURES

BATHROOMS AND  
LOCKER ROOMS

# TABLE OF CONTENTS

[Locker Room](#)

[Single Gender Bathroom](#)

[Dual Gender Bathroom](#)





# FALCON<sup>TM</sup>

## STRUCTURES

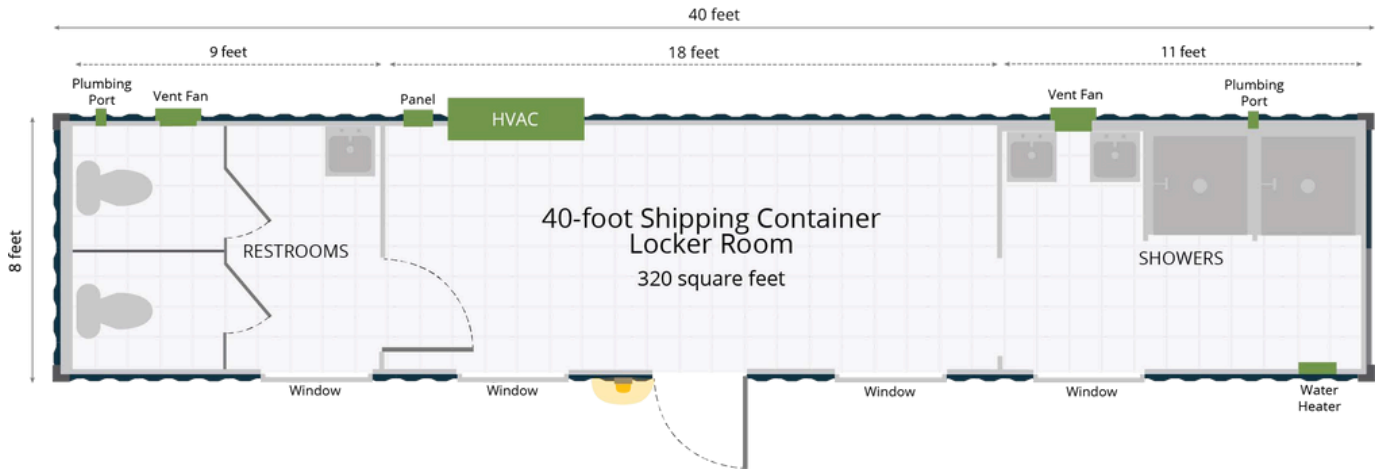
### 40-FT SHIPPING CONTAINER LOCKER ROOM

7502401



## SPECS

- One 40-foot standard height or high-cube (extra 12 inches) one-trip container
- Exterior paint choices from base palette
- ½-inch PVC paneling over wood framing and batt insulation
- Four 32-inch by 14-inch privacy windows
- One 3-foot wide exterior personnel door with security light
- One interior door on partition wall to toilet area
- One partition wall with cased opening to shower area
- Vinyl coin flooring throughout
- 200A capacity panel with 150A main breaker
- Four standard 4-foot LED light fixtures
- One standard 2-foot LED light fixture over sinks
- Three duplex 110V outlets
- One PTAC unit with 15K BTU cooling, 3.5kW heating capacity
- One exterior 1-inch water supply connection for cold water
- Two exterior 3-inch drainage connections and 2-inch vent connections
- One 18kW electric tankless water heater
- Two shower stalls
- Two tanked toilets with stalls
- Two sink vanities with mirrors
- Two exhaust vent fans



## EXTERIOR

Width 8-feet

Length 40-feet

Height 8-feet, 6-inches

## INTERIOR LOCKER AREA

Width 7-feet

Length 18-feet

Height 7-feet, 4-inches

## INTERIOR BATHROOM

Width 6-feet, 9-inches

Length 9-feet

Height 7-feet, 4-inches

## INTERIOR SHOWER AREA

Width 6-feet, 9-inches

Length 11-feet

Height 7-feet, 4-inches

*\*Standard height. Actual container may be a high-cube (additional 12 inches) depending on supply.*

*\*\*All specifications and pricing subject to change without notice.*

*\*\*\*Dimensions are approximate, as containers vary from manufacturer to manufacturer.*

## 20-FT SINGLE GENDER SHIPPING CONTAINER BATHROOM

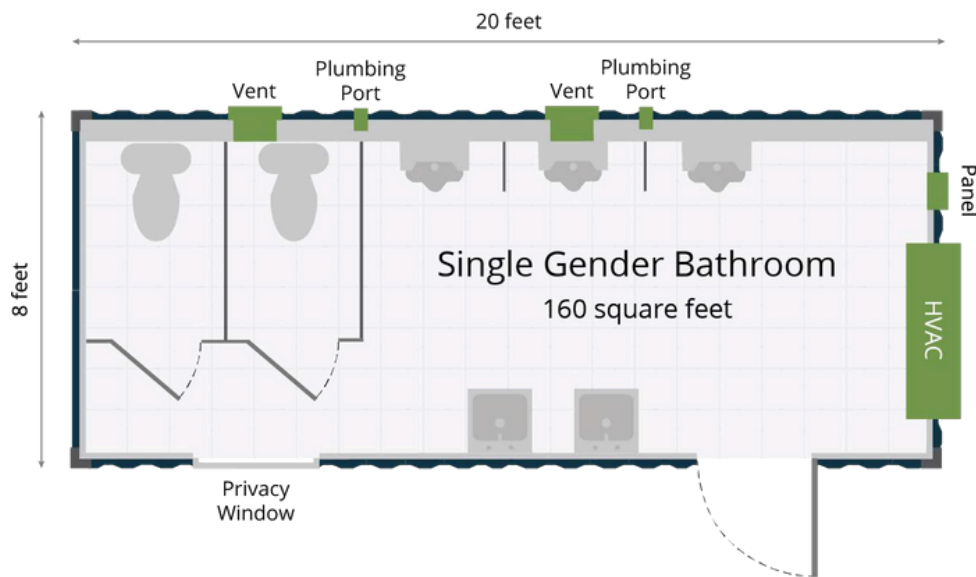
7501401



### SPECS

- One 20-foot standard height or high-cube (extra 12 inches) one-trip container
- Exterior paint choices from base palette
- ½-inch PVC paneling over wood framing and batt insulation
- One 32-inch by 14-inch privacy window
- One 3-foot wide exterior personnel door
- One exterior security light adjacent to the personnel door
- Vinyl coin flooring throughout
- 125A capacity panel with 80A exterior disconnect
- Three standard 4-foot LED light fixtures
- Two duplex 110V outlets
- One PTAC unit with 15K BTU cooling, 3.5kW heating capacity
- One exterior ¾-inch water supply connection for cold water
- One exterior 3-inch drainage connection and 2-inch vent connection
- One 6.5kW electric tankless water heater
- Two toilets with stalls
- Three urinals separated by screens
- Two sink vanities with mirrors
- Two exhaust vent fans





## EXTERIOR

Width	8-feet
Length	19 feet, 10.5 inches
Height	9-feet, 6-inches

## INTERIOR

Width	6-feet, 9-inches
Length	19-feet
Height	7-feet, 6-inches

*\*Standard height. Actual container may be a high-cube (additional 12 inches) depending on supply.*

*\*\*All specifications and pricing subject to change without notice.*

*\*\*\*Dimensions are approximate, as containers vary from manufacturer to manufacturer.*



Want to learn more  
about modified  
shipping containers?

REQUEST A QUOTE

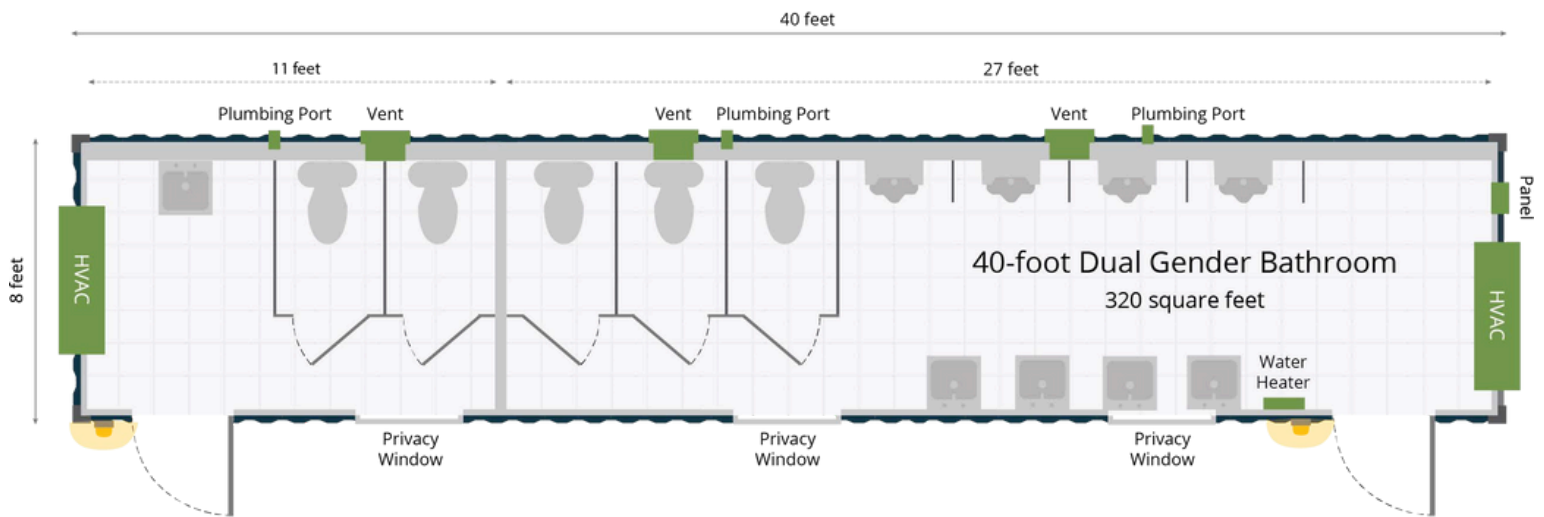
## 40-FT DUAL GENDER SHIPPING CONTAINER BATHROOM

7501402



### SPECS

- One 40-foot standard height or high-cube (extra 12 inches) one-trip container
- Exterior paint choices from base palette
- ½-inch PVC paneling over wood framing and batt insulation
- Three 32-inch by 14-inch privacy window
- Two 3-foot wide exterior personnel doors
- Two exterior security lights, one adjacent to each personnel door
- Vinyl coin flooring throughout
- 200A capacity panel with 150A exterior disconnect
- Five standard 4-foot LED light fixtures
- Five duplex 110V outlets
- Two PTAC units with 15K BTU cooling, 3.5kW heating capacity
- One exterior 1-inch water supply connection for cold water
- Three exterior 3-inch drainage connections and three 2-inch vent connections
- One 18kW electric tankless water heater
- Five toilets with stalls
- Four urinals separated by screens
- Five sink vanities with mirrors
- Three exhaust vent fans
- One partition wall



## EXTERIOR

Width 8-feet

Length 40-feet

Height 9-feet, 6-inches

*\*Standard height. Actual container may be a high-cube (additional 12 inches) depending on supply.*

*\*\*All specifications and pricing subject to change without notice.*

*\*\*\*Dimensions are approximate, as containers vary from manufacturer to manufacturer.*

Want to learn more  
about modified  
shipping containers?

REQUEST A QUOTE

## INTERIOR MEN'S SECTION

Width 6-feet, 9-inches

Length 27-feet

Height 7-feet, 4-inches

## INTERIOR WOMEN'S SECTION

Width 6-feet, 9-inches

Length 11-feet

Height 7-feet, 4-inches